

TO-220-3L Plastic-Encapsulate Transistors

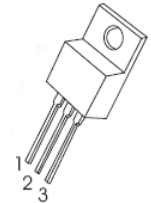
TIP41/41A/41B/41C TRANSISTOR (NPN)

FEATURES

Medium Power Linear Switching Applications

TO-220-3L

1. BASE
2. COLLECTOR
3. EMITTER



MAXIMUM RATINGS (T_a=25°C unless otherwise noted)

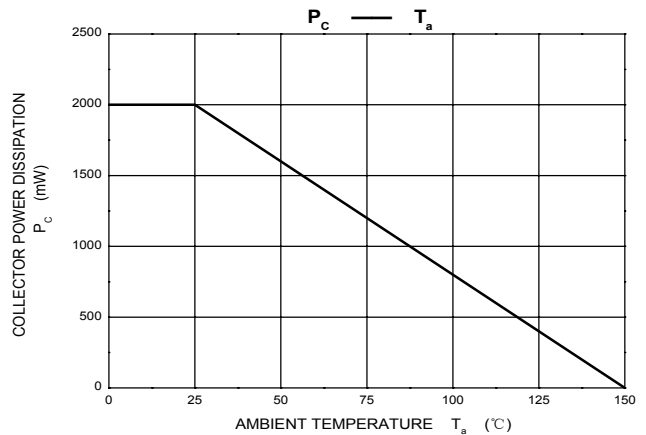
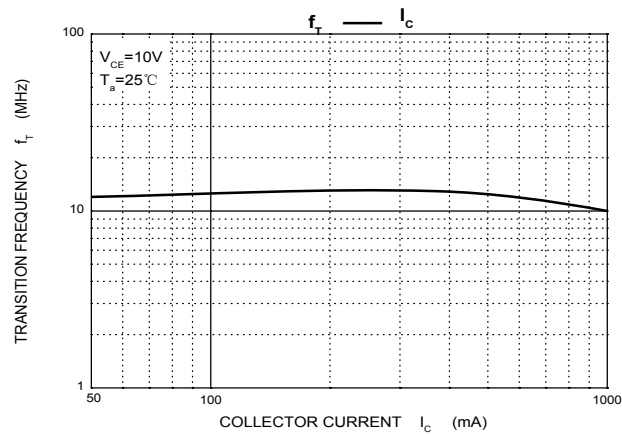
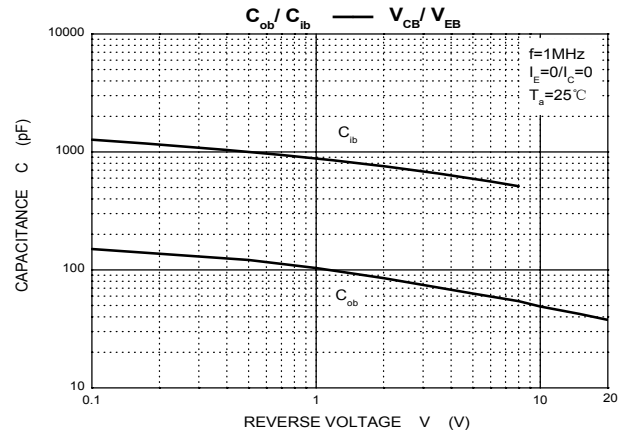
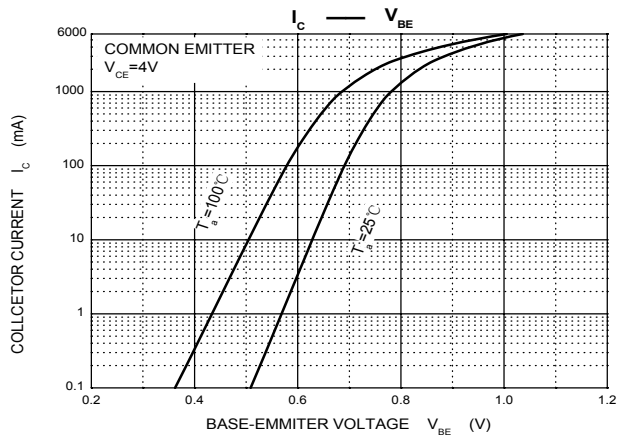
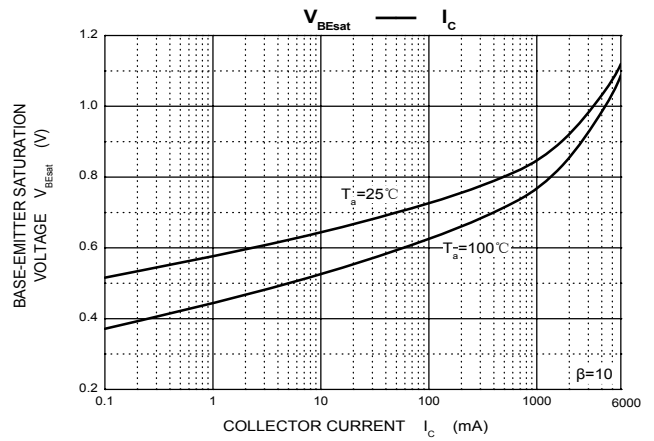
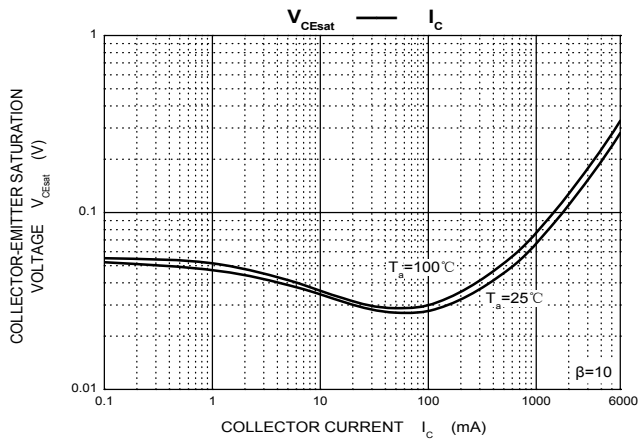
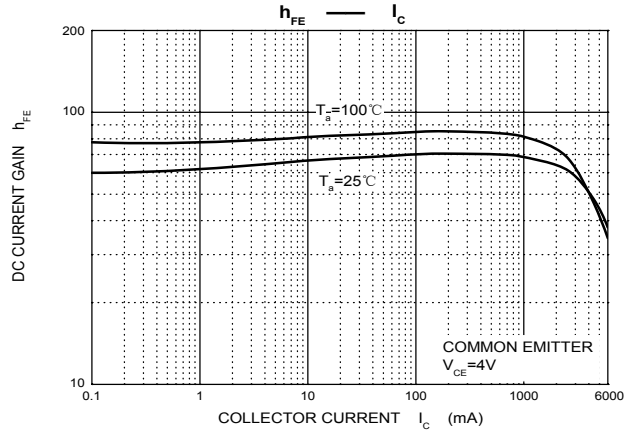
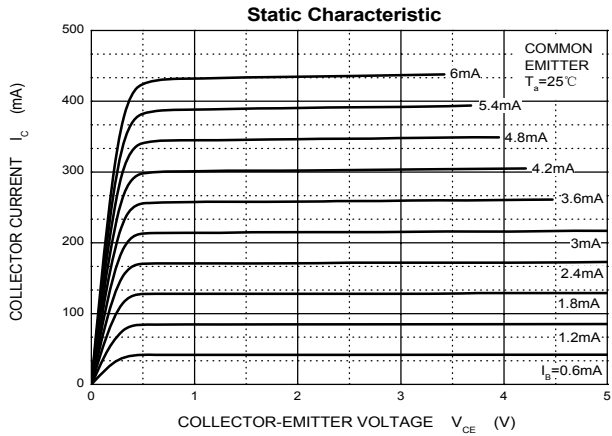
Symbol	Parameter	TIP41	TIP41A	TIP41B	TIP41C	Unit
V _{CB0}	Collector-Base Voltage	40	60	80	100	V
V _{CEO}	Collector-Emitter Voltage	40	60	80	100	V
V _{EBO}	Emitter-Base Voltage	5				V
I _c	Collector Current -Continuous	6				A
P _c	Collector Power Dissipation	2				W
T _J	Junction Temperature	150				°C
T _{stg}	Storage Temperature Range	-55~+150				°C

ELECTRICAL CHARACTERISTICS (T_a=25°C unless otherwise specified)

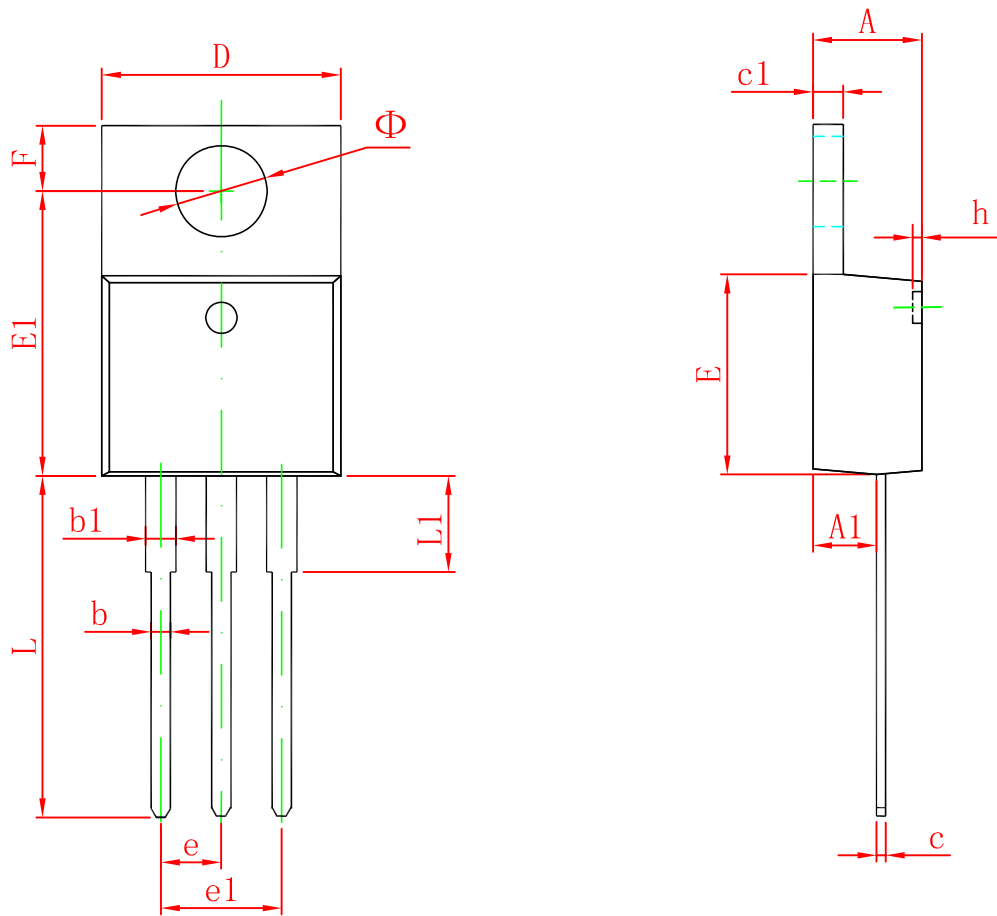
Parameter	Symbol	Test conditions	Min	Max	Unit
Collector-base breakdown voltage	TIP41	V _{(BR)CBO} I _C = 1mA, I _E =0	40		V
	TIP41A		60		
	TIP41B		80		
	TIP41C		100		
Collector-emitter breakdown voltage	TIP41	V _{CEO(sus)} I _C = 30mA, I _B =0	40		V
	TIP41A		60		
	TIP41B		80		
	TIP41C		100		
Emitter-base breakdown voltage	V _{(BR)EBO}	I _E = 1mA, I _C =0	5		V
Collector cut-off current	TIP41	I _{CBO} V _{CB} =40V, I _E =0 V _{CB} =60V, I _E =0 V _{CB} =80V, I _E =0 V _{CB} =100V, I _E =0	0.4		mA
	TIP41A				
	TIP41B				
	TIP41C				
Collector cut-off current	TIP41/41A TIP41B/41C	I _{CEO} V _{CE} = 30V, I _B = 0 V _{CE} = 60V, I _B = 0	0.7		mA
Emitter cut-off current	I _{EBO}	V _{EB} =5V, I _C =0		1	mA
DC current gain	h _{FE(1)}	V _{CE} = 4V, I _C = 0.3A	30		
	h _{FE(2)}	V _{CE} =4 V, I _C = 3A	15	75	
Collector-emitter saturation voltage	V _{CE(sat)}	I _C =6A, I _B =0.6A		1.5	V
Base-emitter voltage	V _{BE(on)}	V _{CE} = 4V, I _C =6A		2	V
Transition frequency	f _T	V _{CE} =10V, I _C =0.5A f =1MHz	3		MHz

Typical Characteristics

TIP41/41A/41B/41C



TO-220-3L Package Outline Dimensions



Symbol	Dimensions In Millimeters		Dimensions In Inches	
	Min	Max	Min	Max
A	4.470	4.670	0.176	0.184
A1	2.520	2.820	0.099	0.111
b	0.710	0.910	0.028	0.036
b1	1.170	1.370	0.046	0.054
c	0.310	0.530	0.012	0.021
c1	1.170	1.370	0.046	0.054
D	10.010	10.310	0.394	0.406
E	8.500	8.900	0.335	0.350
E1	12.060	12.460	0.475	0.491
e	2.540 TYP		0.100 TYP	
e1	4.980	5.180	0.196	0.204
F	2.590	2.890	0.102	0.114
h	0.000	0.300	0.000	0.012
L	13.400	13.800	0.528	0.543
L1	3.560	3.960	0.140	0.156
Φ	3.735	3.935	0.147	0.155